


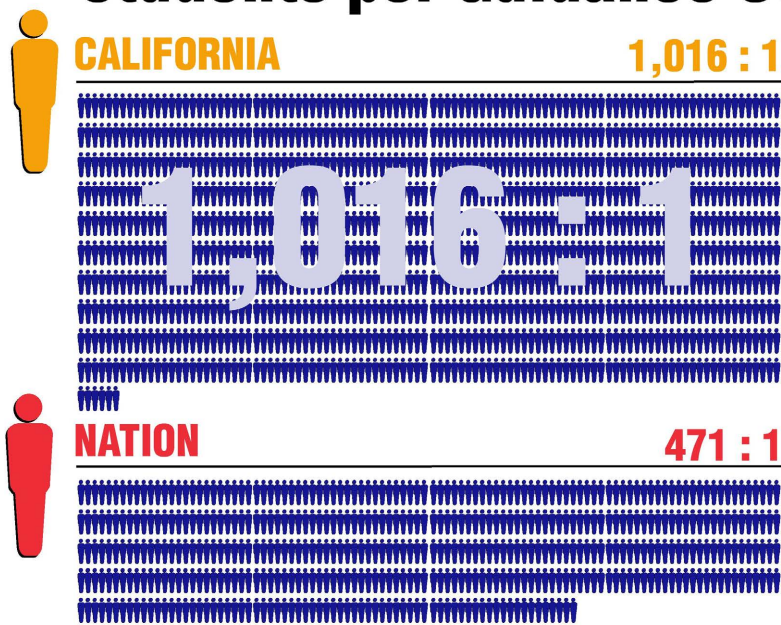
# Students per Teacher



California teachers are responsible for 50% more students than the national average. California ranks last in the number of students per teacher.

Analysis by UCLA IDEA of data from National Center for Education Statistics, Common Core of Data (CCD), "State Nonfiscal Survey of Public Elementary/Secondary Education," 2010-11 v.1a.

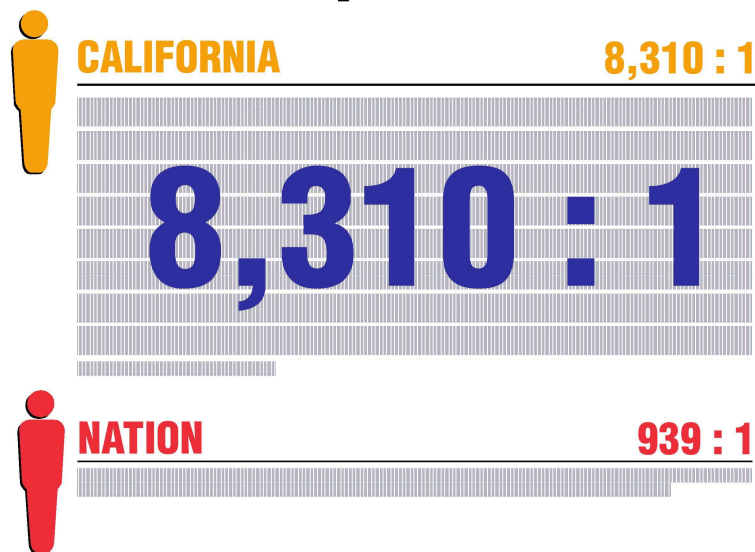
# Students per Guidance Counselor



California counselors are responsible for twice as many students as national average. California ranks last in the number of students per counselor.

Analysis by UCLA IDEA of data from National Center for Education Statistics, Common Core of Data (CCD), "State Nonfiscal Survey of Public Elementary/Secondary Education," 2010-11 v.1a.

# Students per School Librarian



California librarians are responsible for more than eight times as many students as the national average. California ranks last in the number of students per school librarian.

Analysis by UCLA IDEA of data from National Center for Education Statistics, Common Core of Data (CCD), "State Nonfiscal Survey of Public Elementary/Secondary Education," 2010-11 v.1a.