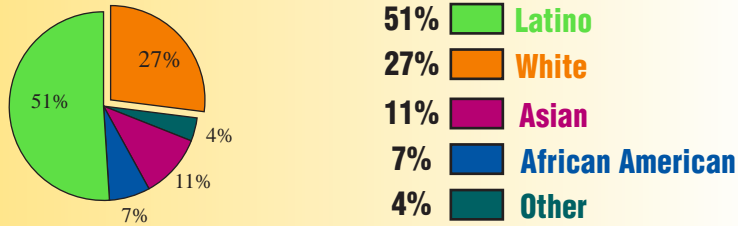


CALIFORNIA EDUCATIONAL OPPORTUNITY REPORT

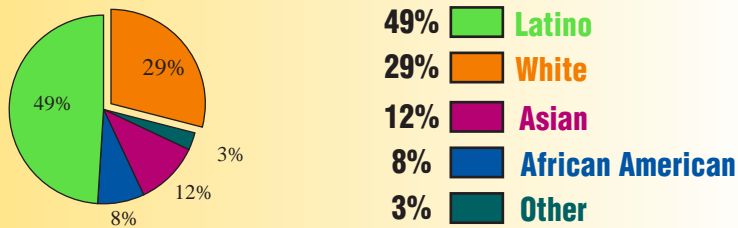
California Asian Students and Their Schools

Asian Student Demographics

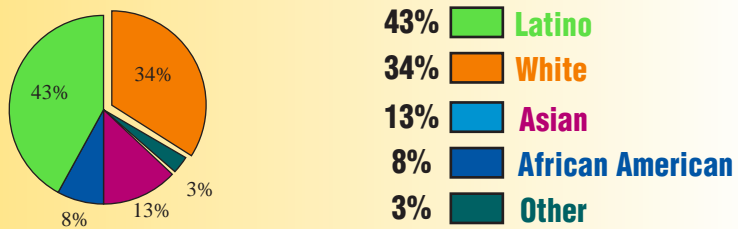
Elementary School Students



Middle School Students



High School Students



The educational opportunities of California students are correlated to their race and ethnicity. This fact sheet provides a glimpse at some key demographics regarding California's Asian students.* Other fact sheets provide similar data for California's African American, Latino, and white students.

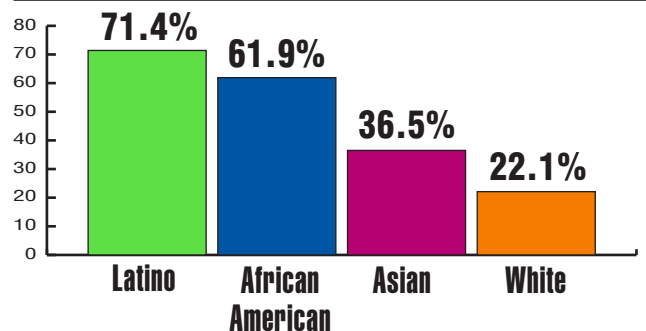
We encourage the reader to read these fact sheets in conjunction with the California Educational Opportunity Report.



Asian Student Demographics

- 11.3% of Elementary School Students are Asian.
- 11.5% of Middle School Students are Asian.
- 12.7% of High School Students are Asian.
- 36.5% of Asian students attend schools in which the majority of students are eligible for free and reduced price meals.
- 21.2% of Asian students attend schools in which 1/3 or more of students are English Language Learners.
- 15.6% of Asian students attend Program Improvement (PI) schools.
- 26.7% of Asian students attend high schools designated overcrowded by the state.

Percentage of California Students Attending Schools where Majority are Eligible for Free and Reduced Price Meals



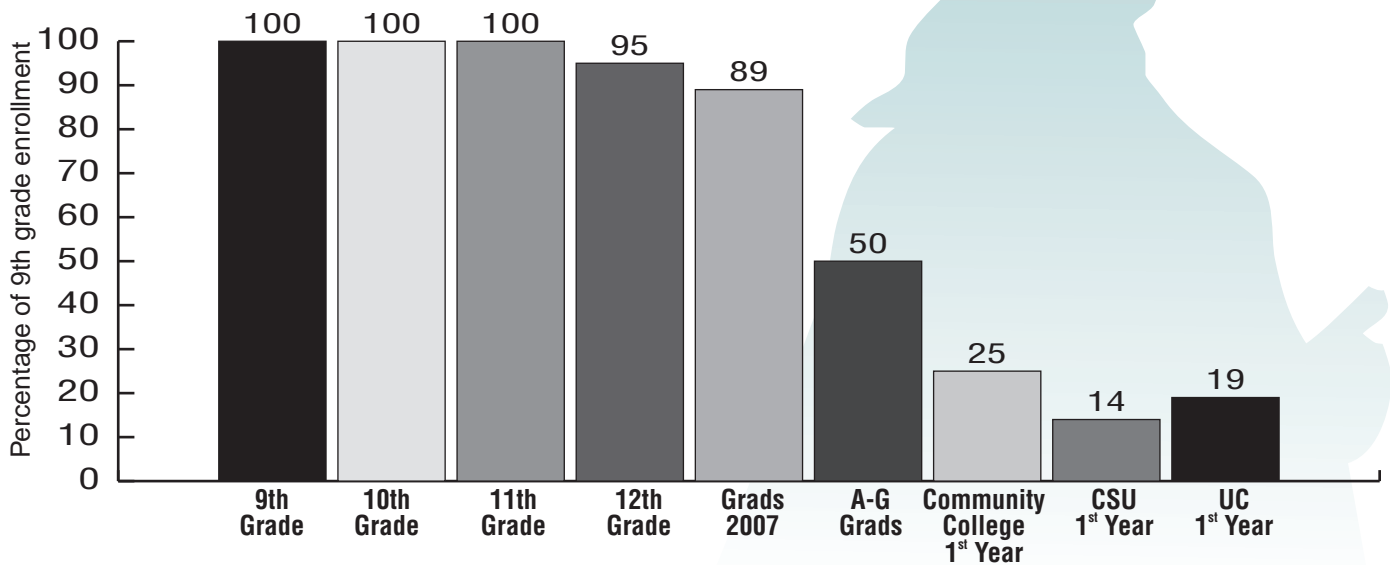
* For this report, "Asian students" refers to students categorized by the state of California as Asian, Pacific Islander, or Filipino.

California Asian Students and Their Schools

Asian Student California School Enrollment

- Schools with qualified teacher shortages enroll 1.9% of all Asian students.
- Schools with college preparatory course shortages enroll 47.4% of all Asian high school students.

California Asian Students Class of 2007: Pathway to College



Produced by **UCLA/IDEA** and **UC/ACCORD**

The chart above shows the progress of California's Asian students in the Class of 2007. All of the bars represent a percentage of the Asian 9th graders enrolled in fall 2003. The 10th, 11th, and 12th Grade bars show that the size of the class shrinks each year. Grads 2007 and A-G Grads show how many Asian students graduated and how many passed the A-G courses required for admission to a California State University or University of California campus. The final three bars show what proportion of the Asian 9th graders enrolled in a California Community College, California State University, or University of California campus in fall 2007.

To access the California Educational Opportunity Report online, please visit:

<http://www.edopp.org>

UCLA/IDEA and UC/ACCORD

1041 Moore Hall, Box 951521, Los Angeles, CA 90095

phone: (310) 206-8725 fax: (310)206-8770 email: idea@ucla.edu